

# KAURI PORCELAIN

Found only in New Zealand, Ancient Kauri is the oldest workable wood in the world, with extraordinary grain qualities not found in any other species. The Kauri Collection captures the unique qualities of Ancient Kauri in a versatile and elegant large-format porcelain. Available in a variety of colors as planks and large rectangular 'diagonal pattern' tiles, the Kauri Collection's fresh patterns and strikingly cool colorways are a great fit for a variety of modern environments.



PICTURED: KAURI TASMAN BLUE

of knowing the certainty  
that is waiting the way that  
these are the things that  
the certainty of right is



# KAURI PORCELAIN



Awanui White <sup>o</sup>




Catlins Beige



Fiordland Brown



Awanui White Diagonal - Face 1<sup>o</sup>



Catlins Beige Diagonal - Face 1



Fiordland Brown Diagonal - Face 1



Awanui White Diagonal - Face 2<sup>o</sup>



Catlins Beige Diagonal - Face 2



Fiordland Brown Diagonal - Face 2




Tasman Blue




Victoria Grey



Tasman Blue Diagonal - Face 1



Victoria Grey Diagonal - Face 1



Tasman Blue Diagonal - Face 2



Victoria Grey Diagonal - Face 2

APPLICATIONS								ATTRIBUTES		VARIATION				
INTERIOR FLOOR	INTERIOR WALL	SHOWER WALL	SHOWER FLOOR	EXTERIOR FLOOR	EXTERIOR WALL	POOL/ FOUNTAIN	COUNTER TOP	DCOF <sup>3</sup> (Matte Only)						
Medium Traffic Commercial <sup>1</sup>	All	Yes, including steam	Yes <sup>2</sup>	No	Yes, including freeze thaw	Yes <sup>2</sup>	Yes	0.61	0.59	0.62				

INSTALLATION/MAINTENANCE										
SETTING MATERIAL	GROUT	GROUT JOINT	MEMBRANE	CAULK	SEALER	CLEANER	INSTALLATION INSTRUCTIONS	LAYOUT	DRY LAYOUT	
Ardex X77 White <sup>4</sup>	Ardex FL Rapid Set Sanded <sup>5</sup>	1/8" minimum	Mapei Mapelastick AquaDefense	Mapei Keracaulk Sanded	AquaMix Grout Release	AquaMix Concentrated Stone & Tile Cleaner	TCNA Handbook	20% max. offset	Recommended	

AVAILABLE SIZES	
<p>RECTIFIED FIELD TILE 8" x 48" x 3/8"</p> <p>Polished: Awanui White, Fiordland Brown, Tasman Blue &amp; Victoria Grey Matte: Awanui White, Tasman Blue &amp; Victoria Grey</p> <p>2 X 2 STRAIGHT JOINT MOSAIC 11 1/4" x 11 1/4" x 3/8"</p> <p>Polished: Awanui White Diagonal, Catlins Beige Diagonal, Fiordland Brown Diagonal, Tasman Blue Diagonal &amp; Victoria Grey Diagonal</p>	<p>RECTIFIED FIELD TILE 24" x 48" x 3/8"</p> <p>Polished: All Matte: Awanui White, Tasman Blue &amp; Victoria Grey</p>

NOTES
<p><sup>1</sup> Polished - Dry areas only</p> <p><sup>2</sup> Yes, cut into mosaic formats, min. 2" x 2"</p> <p><sup>3</sup> The standard requires a minimum wet DCOF Acutest value greater than 0.42 for ceramic tiles (inclusive of porcelain) for level interior spaces expected to be walked upon when wet.</p> <p><sup>4</sup> Alternate mortar - Mapei Ultraflex LFT White</p> <p><sup>5</sup> Alternate grout - Mapei Keracolor Sanded or Mapei Ultracolor Plus Sanded Diagonal pattern has 2 faces, packed, sold and installed randomly. Recycled Content: Awanui White &amp; Catlins Beige - 14%, Tasman Blue - 16%, Fiordland Brown - 18% &amp; Victoria Grey - 20%</p> <p><sup>6</sup> Light colored porcelains that meet the DCOF standard may have a more abrasive surface that might show dirt or debris. Remove with soap, water and firm scrubbing in order to clean. Consider this in the selection process.</p>



# KAURI PORCELAIN

